



Research Corporation
of the University of Hawai'i

**RESPONSES TO QUESTIONS FOR THE
REQUEST FOR PROPOSALS NO. CS2022-1**

**DESIGNING, FURNISHING, AND INSTALLING FUNCTIONAL
WORKSPACES FOR THE RELOCATION OF RCUH OFFICES
FROM THE UNIVERSITY OF HAWAI'I MANOA INNOVATION CENTER
TO EAST-WEST CENTER BURNS HALL**

Honolulu, HI

July 22, 2022



Per RFP No. CS2022-1, Offerors could submit questions about the RFP to Kaylee Hull at RCUH via email to rcuh@rcuh.com by 4:00 PM (Hawaii Standard Time), July 15, 2022. Please see below for Offeror questions and RCUH responses.

QUESTIONS RELATING TO PROPOSAL

Q: Is there a list of disallowances available to Offerors?

A: If referring to Section 1.22 in the RFP, RCUH would not have any disallowances as it is not applicable.

Q: Will RCUH allow for progressive “draws” for payment of services and goods?

A: Yes, progressive draws (advance payments) will be considered if written into the proposal.

Q: If I need to make another site visit prior to the closing date for receipt of proposals, may I contact you to arrange a visit?

A: Yes, please email rcuh@rcuh.com.

Q: We have hundreds of contracts for similar services. Do you really need to know “all” of them for references?

A: No. Please select 3-5 references. We'd be most interested in contracts with RCUH, UH, or other State agencies.

QUESTIONS RELATING TO FURNITURE

Q: Can RCUH provide an item list for furniture in MIC 201?

A: See Attachment A.

Q: Are chairs needed?

A: No. See Page 10 of the original RFP. Under “FURNISHINGS AND SITE VISITS” it states: “Chairs not needed, RCUH reserves the right to decline any new purchases.”



Q: Do Offerors need to dispose of any furnishings, files, boxes, etc. currently in Burns Hall spaces (i.e., rooms 4022, 4023, 4032, 4037, 4041, 4042, 4044, 4045, 4047)? Will modular furniture be replaced at Burns prior to vendor's installation of new modular?

A: RCUH will take care of disposing file cabinets, boxes, and other items, but the Offeror must dismantle and dispose of existing Burns Hall modular furnishings that are to be replaced. RCUH reserves the right to reconsider the dismantle and dispose task if the proposed cost is prohibitive, or the East-West Center, another tenant or organization would like to acquire the materials; the accepting organization will then be responsible for all costs of dismantling, transportation, and reassembly.

Q: Will furniture in rooms 4007, 4008, 4070, 4071, and 4046 be removed prior to the vendor's installation of modular?

A: Yes, RCUH will remove furniture in those areas prior to installation.

Q: Will the chalkboard in 4046 be removed?

A: Yes, the chalkboard will be removed.

Q: Will having a company other than the original installer for HON furnishings in MIC 201 void your warranty?

A: According to the original vendor, warranty of existing modulares in MIC 201 would not necessarily be voided if another vendor dismantled and reinstalled the pieces. Any damage to the pieces caused by an Offeror would be a cost to the Offeror.

Q: What is meant by "rolling file cabinets"? Is it a mobile pedestal unit?

A: Yes. This was included as a suggestion in some of the proposed designs, but is not required.

Q: Should the panels and overhead cabinets of current workstations in Burns be reused, if able?

A: Given the age of some of the existing panels and overhead cabinets (20+ years), RCUH would prefer to purchase new modular furniture for the offices listed in the RFP.



QUESTIONS RELATING TO DESIGN

Q: Is mounting to the wall permitted?

A: If the office has drywall, East-West Center will allow mounting using appropriate mounting screws. Offices 4007 and 4046 have wood paneling so mounting to the walls will not be permitted in these offices.

Q: Can we submit a proposal for newly furnished rooms only?

A: Yes, see Amendment #2, p. 15, 3.1.4 PRICE PROPOSAL.

Q: Can RCUH provide CAD drawings for the offices listed in the RFP? Is there a floor plan for Rooms 4070 and 4071?

A: CAD drawings are not available for the offices listed in the RFP, but RCUH is awaiting floor plans from the East-West Center. Upon receipt, these files can be shared by vendor request.

Q: Will all electrical, phone, and internet connections in Burns rooms remain as is?

A: Yes.

Q: What is the preferred panel height for the privacy panels with keyed door?

A: RCUH prefers a minimum panel height of 6 feet, but it can be higher as long as it abides by the fire code (i.e., allows for an 18-inch clearance from the ceiling).

Q: Is the door height for Burns 4008 to be the same height as the privacy panels? Is there another alternative you'd like to consider?

A: The door height should be the same height as the privacy panels, but RCUH is open to alternative options as long as the design abides by the fire code (i.e., allows for an 18-inch space from the ceiling).

Q: Will the 2-inch surface PBX box located in the Mauka Ewa corner of Room 4008 be removed?

A: Yes, this can be removed by East-West Center Facilities staff.

Q: Will the accordion wall separating Burns 4043 and 4046 be removed?

A: No, the accordion wall will be closed to separate the two rooms. It will be closed once the existing furniture inside the offices are removed.

Q: How do we know how many people are in a room?

A: See below.

- ~~4028~~, 4037, 4041, 4047 one-person offices, door on left
- 4045 one-person office, door on right
- 4022, 4042, 4070 two-person offices, door on right
- 4023, 4032, 4044, 4071 two-person offices, door on left
- 4046 three-person office
- 4007 three-person office
- 4008 two-person office (build-out)

QUESTIONS RELATING TO LOGISTICS**Q: Is a freight elevator available at MIC?**

A: Yes, the mauka elevator at MIC is considered a freight elevator with a capacity of 4,000 pounds.

Q: Can a truck park in the MIC back lot for easier loading?

A: Yes, it can be arranged.

Q: Will RCUH provide an electrician to “hardwire” all the furniture electrical “whips” to the base building? Will RCUH verify that the electrical junction box/outlets will have adequate “electrical load capacity”?

A: If the Offeror includes electrical panels in the proposal, the Offeror must include a quote for a licensed electrician as part of installation. RCUH will verify that the electrical junction box/outlets will have adequate “electrical load capacity.” See page 10 of the original RFP.

ATTACHMENT A

Redacted listing of items from MIC 201

Prepared For: Brenda Kanno
RCUH
2800 Woodlawn Drive Ste 200

Honolulu HI 96822
808-988-8311 808.988.8319

01. Abound Cubicles

Line #	Model # / Description	Qty	List Price	NASPO Price	Ext Price
1	HRVF3036 Abound Stackable Panel Frame 30Hx36W	4	██████	██████	██████
2	HRVF3024 Abound Stackable Panel Frame 30Hx24W	1	██████	██████	██████
3	HRVF3042 Abound Stackable Panel Frame 30Hx42W	1	██████	██████	██████
4	HRVF3060 Abound Stackable Panel Frame 30Hx60W	2	██████	██████	██████
5	HRVF3030 Abound Stackable Panel Frame 30Hx30W	1	██████	██████	██████
6	HRVFSB42 Abound 42"W Segment Bar	6	██████	██████	██████
7	HRVFSB36 Abound 36"W Segment Bar	8	██████	██████	██████
8	HRVFSB24 Abound 24"W Segment Bar	2	██████	██████	██████
9	HRVFSB60 Abound 60"W Segment Bar	4	██████	██████	██████
10	HRVFSB30 Abound 30"W Segment Bar	2	██████	██████	██████
11	HH870960 Tasklight 60W	1	██████	██████	██████




Prepared For: Brenda Kanno
 RCUH
 2800 Woodlawn Drive Ste 200

Honolulu
 808-988-8311

HI 96822
 808.988.8319



<u>Line #</u>	<u>Model # / Description</u>	<u>Qty</u>	<u>List Price</u>	<u>NASPO Price</u>	<u>Ext Price</u>
12	HH870942 Tasklight 42W	1			
13	HH870930 Tasklight 30W	3			
14	HRVD0742T Abound Fabric Tiles for Door Panel - 7.5Hx42W \$(A) Gr A Fabric .TP FABRIC: Tempest 15 COLOR: Frost	4			
15	HRVF6536P Panel Frame 65H x 36W \$(CORE) PAINT: Select Core Paint .LOFT PAINT: Loft	4			
16	HRVT6036T Abound Fabric Tile 60H x 36W \$(A) Gr A Fabric .TP FABRIC: Tempest 15 COLOR: Frost	8			
17	HRVT3036T Abound Fabric Tile 30H x 36W \$(A) Gr A Fabric .TP FABRIC: Tempest 15 COLOR: Frost	8			
18	HRVF6524P Panel Frame 65H x 24W \$(CORE) PAINT: Select Core Paint .LOFT PAINT: Loft	1			
19	HRVT6024T Abound Fabric Tile 60H x 24W \$(A) Gr A Fabric .TP FABRIC: Tempest 15 COLOR: Frost	2			



Prepared For: Brenda Kanno
 RCUH
 2800 Woodlawn Drive Ste 200

Honolulu
 808-988-8311

HI 96822
 808.988.8319



Line #	Model # / Description	Qty	List Price	NASPO Price	Ext Price
20	HRVT3024T Abound Fabric Tile 30H x 24W	2			
	\$(A) Gr A Fabric				
	.TP FABRIC: Tempest				
	15 COLOR: Frost				

Line #	Model # / Description	Qty	List Price	NASPO Price	Ext Price
21	HRVF6542P Panel Frame 65H x 42W	1			
	\$(CORE) PAINT: Select Core Paint				
	.LOFT PAINT: Loft				

Line #	Model # / Description	Qty	List Price	NASPO Price	Ext Price
22	HRVT6042T Abound Fabric Tile 60H x 42W	2			
	\$(A) Gr A Fabric				
	.TP FABRIC: Tempest				
	15 COLOR: Frost				

Line #	Model # / Description	Qty	List Price	NASPO Price	Ext Price
23	HRVT3042T Abound Fabric Tile 30H x 42W	2			
	\$(A) Gr A Fabric				
	.TP FABRIC: Tempest				
	15 COLOR: Frost				

Line #	Model # / Description	Qty	List Price	NASPO Price	Ext Price
24	HRVF6560P Panel Frame 65H x 60W	2			
	\$(CORE) PAINT: Select Core Paint				
	.LOFT PAINT: Loft				

Line #	Model # / Description	Qty	List Price	NASPO Price	Ext Price
25	HRVT6060T Abound Fabric Tile 60H x 60W	4			
	\$(A) Gr A Fabric				
	.TP FABRIC: Tempest				
	15 COLOR: Frost				


Line #	Model # / Description	Qty	List Price	NASPO Price	Ext Price
26	HRVT3060T Abound Fabric Tile 30H x 60W	4			
	\$(A) Gr A Fabric				
	.TP FABRIC: Tempest				
	15 COLOR: Frost				




Prepared For: Brenda Kanno
 RCUH
 2800 Woodlawn Drive Ste 200

Honolulu
 808-988-8311

HI 96822
 808.988.8319




<u>Line #</u>	<u>Model # / Description</u>	<u>Qty</u>	<u>List Price</u>	<u>NASPO Price</u>	<u>Ext Price</u>
27	HRVF6530P Panel Frame 65H x 30W \$(CORE) PAINT: Select Core Paint .LOFT PAINT: Loft	1			
28	HRVT6030T Abound Fabric Tile 60H x 30W \$(A) Gr A Fabric .TP FABRIC: Tempest 15 COLOR: Frost	2			
29	HRVT3030T Abound Fabric Tile 30H x 30W \$(A) Gr A Fabric .TP FABRIC: Tempest 15 COLOR: Frost	2			
30	HN899910 Door Handle - Lever w/lock set X Color: STANDARD	2			
31	HRVC65PW Abound Wall Starter-Painted 65" \$(CORE) PAINT: Select Core Paint .LOFT PAINT: Loft	2			
32	HRVTC36 Abound Top Cap Trim 36"W \$(CORE) PAINT: Select Core Paint .LOFT PAINT: Loft	4			
33	HRVTC24 Abound Top Cap Trim 24"W \$(CORE) PAINT: Select Core Paint .LOFT PAINT: Loft	1			
34	HRVTC42 Abound Top Cap Trim 42"W \$(CORE) PAINT: Select Core Paint .LOFT PAINT: Loft	3			



Prepared For: Brenda Kanno
RCUH
2800 Woodlawn Drive Ste 200

Honolulu
808-988-8311

HI 96822
808.988.8319



Line #	Model # / Description	Qty	List Price	NASPO Price	Ext Price
35	HRVTC60 Abound Top Cap Trim 60"W <i>\$(CORE) PAINT: Select Core Paint</i> <i>.LOFT PAINT: Loft</i>	2			
36	HRVTC30 Abound Top Cap Trim 30"W <i>\$(CORE) PAINT: Select Core Paint</i> <i>.LOFT PAINT: Loft</i>	1			
37	HRVC65PT Abound Connector T - Painted 65" <i>\$(CORE) PAINT: Select Core Paint</i> <i>.LOFT PAINT: Loft</i>	1			
38	HRVC30PT Abound Connector "T"-Painted 30" <i>\$(CORE) PAINT: Select Core Paint</i> <i>.LOFT PAINT: Loft</i>	1			
39	HRVC65PF Abound Finished End Painted 65" <i>\$(CORE) PAINT: Select Core Paint</i> <i>.LOFT PAINT: Loft</i>	2			
40	HRVC30PF Abound Stackable Finished End-Painted 30" <i>\$(CORE) PAINT: Select Core Paint</i> <i>.LOFT PAINT: Loft</i>	2			
41	HRVC65PL Abound L Connector Painted 65" <i>\$(CORE) PAINT: Select Core Paint</i> <i>.LOFT PAINT: Loft</i>	1			
42	HRVC30PL Abound Connector "L"-Painted 30" <i>\$(CORE) PAINT: Select Core Paint</i> <i>.LOFT PAINT: Loft</i>	1			




Prepared For: Brenda Kanno
RCUH
2800 Woodlawn Drive Ste 200

Honolulu
808-988-8311

HI 96822
808.988.8319



Line #	Model # / Description	Qty	List Price	NASPO Price	Ext Price
43	HSDMP604 Half Hgt 14Hx60W Mod Pnl \$(CORE) PAINT: Select Core Paint .LOFT PAINT: Loft	1			
44	HSDEP2429F 24'D End-Panel Supports: Freestanding \$(CORE) PAINT: Select Core Paint .LOFT PAINT: Loft	2			
45	HSDCDPA29L 29.5"H Corner w/ Desk Panel Attchmnt Kit for Abode \$(CORE) PAINT: Select Core Paint .LOFT PAINT: Loft	2			
46	HSDMP724 Half Hgt 14Hx72W Mod Pnl \$(CORE) PAINT: Select Core Paint .LOFT PAINT: Loft	1			
47	HSDDL29 29.5"H Corner Desk Leg \$(CORE) PAINT: Select Core Paint .LOFT PAINT: Loft	1			
48	HSDMP364 Half Hgt 14Hx36W Mod Pnl \$(CORE) PAINT: Select Core Paint .LOFT PAINT: Loft	3			
49	HSDBK29 29.5"H Bridge Kit \$(CORE) PAINT: Select Core Paint .LOFT PAINT: Loft	1			
50	HRVCLG24 Abound 29"H x 24"D Abound Universal Support Leg \$(CORE) PAINT: Select Core Paint .LOFT PAINT: Loft	3			




Prepared For: Brenda Kanno
 RCUH
 2800 Woodlawn Drive Ste 200

Honolulu HI 96822
 808-988-8311 808.988.8319



Line #	Model # / Description	Qty	List Price	NASPO Price	Ext Price
51	HWSB2 Worksurface Bracket Kit \$(CORE) PAINT: Select Core Paint .LOFT PAINT: Loft	1			
52	HRVEP2429L Abound 29"H x 24"D Left End Panel \$(CORE) PAINT: Select Core Paint .LOFT PAINT: Loft	1			
53	HRVOH60FM Abound Overhead-Metal Flipper Door 60" \$(CORE) PAINT: Select Core Paint .LOFT PAINT: Loft .L Lock: Lock	1			
54	HRVOH42FM Abound Overhead-Metal Flipper Door 42" \$(CORE) PAINT: Select Core Paint .LOFT PAINT: Loft .L Lock: Lock	1			
55	HRVOH36FM Abound Overhead-Metal Flipper Door 36" \$(CORE) PAINT: Select Core Paint .LOFT PAINT: Loft .L Lock: Lock	2			
56	HRVOH30FM Abound Overhead-Metal Flipper Door 30" \$(CORE) PAINT: Select Core Paint .LOFT PAINT: Loft .L Lock: Lock	1			
57	HWR2442P Systems Rectangular Worksurface Edgeband 24D x 42W \$(L1STD) Grd L1 Standard Laminates .K1 LAM: Shadow Zephyr .LOFT EDGE: Loft .LOFT Grommet: Loft	1			



Prepared For: Brenda Kanno
 RCUH
 2800 Woodlawn Drive Ste 200

Honolulu
 808-988-8311

HI 96822
 808.988.8319



Line #	Model # / Description	Qty	List Price	NASPO Price	Ext Price
58	HWV73AARP Systems 60x36x24x24Rt Corner Cove Worksurface Edgebnd	1			
	<i>\$(L1STD) Grd L1 Standard Laminates</i>				
	<i>.K1 LAM: Shadow Zephyr</i>				
	<i>.LOFT EDGE: Loft</i>				
	<i>.LOFT Grommet: Loft</i>				


Line #	Model # / Description	Qty	List Price	NASPO Price	Ext Price
59	HWV73AALP Systems 60x36x24x24 Lft Corner Cove Worksurface Edgebd	2			
	<i>\$(L1STD) Grd L1 Standard Laminates</i>				
	<i>.K1 LAM: Shadow Zephyr</i>				
	<i>.LOFT EDGE: Loft</i>				
	<i>.LOFT Grommet: Loft</i>				

Line #	Model # / Description	Qty	List Price	NASPO Price	Ext Price
60	HWR2430P Systems Rectangular Worksurface Edgeband 24D x 30W	1			
	<i>\$(L1STD) Grd L1 Standard Laminates</i>				
	<i>.K1 LAM: Shadow Zephyr</i>				
	<i>.LOFT EDGE: Loft</i>				
	<i>.LOFT Grommet: Loft</i>				

Line #	Model # / Description	Qty	List Price	NASPO Price	Ext Price
61	HWV93AARP Systems 72x36x24x24Rt Corner Cove Worksurface Edgeband	1			
	<i>\$(L1STD) Grd L1 Standard Laminates</i>				
	<i>.K1 LAM: Shadow Zephyr</i>				
	<i>.LOFT EDGE: Loft</i>				
	<i>.LOFT Grommet: Loft</i>				

Line #	Model # / Description	Qty	List Price	NASPO Price	Ext Price
62	HWR2424P Systems Rect Worksurface Edgeband 24D X 24W	1			
	<i>\$(L1STD) Grd L1 Standard Laminates</i>				
	<i>.K1 LAM: Shadow Zephyr</i>				
	<i>.LOFT EDGE: Loft</i>				
	<i>.LOFT Grommet: Loft</i>				


Line #	Model # / Description	Qty	List Price	NASPO Price	Ext Price
63	HRVD9542P Door Panel - Laminate 95"H x 42"W	2			
	<i>\$(CORE) PAINT: Select Core Paint</i>				
	<i>.LOFT PAINT: Loft</i>				
	<i>\$(L1STD) Grd L1 Standard Laminates</i>				
	<i>.K1 LAM: Shadow Zephyr</i>				



Prepared For: Brenda Kanno
RCUH
2800 Woodlawn Drive Ste 200

Honolulu
808-988-8311

HI 96822
808.988.8319



Subtotal: \$7,789.11

02. Accelerate Cubicles

Line #	Model # / Description	Qty	List Price	NASPO Price	Ext Price
64	HH870960 Tasklight 60W	3			

Line #	Model # / Description	Qty	List Price	NASPO Price	Ext Price
65	HH870930 Tasklight 30W	3			

Line #	Model # / Description	Qty	List Price	NASPO Price	Ext Price
66	HRVEP2429R Abound 29"H x 24"D Right End Panel \$(CORE) PAINT: Select Core Paint .LOFT PAINT: Loft	3			

Line #	Model # / Description	Qty	List Price	NASPO Price	Ext Price
67	HEFEC65P Panel Finished End Covers 65H \$(CORE) PAINT: Select Core Paint .LOFT PAINT: Loft	2			


Line #	Model # / Description	Qty	List Price	NASPO Price	Ext Price
68	HEOHRTA1560FD 15H x 13"D x 60W Flipper Door Overhead \$(CORE) PAINT: Select Core Paint .LOFT PAINT: Loft	3			

Line #	Model # / Description	Qty	List Price	NASPO Price	Ext Price
69	HEOHRTA1536FD 15H x 13"D x 36W Flipper Door Overhead \$(CORE) PAINT: Select Core Paint .LOFT PAINT: Loft	3			

Line #	Model # / Description	Qty	List Price	NASPO Price	Ext Price
70	HECVH30P Variable Height Connector Kit 30H \$(CORE) PAINT: Select Core Paint .LOFT PAINT: Loft	5			

Line #	Model # / Description	Qty	List Price	NASPO Price	Ext Price
71	HCKTSP Straight Connector Kit X No Option	10			

Line #	Model # / Description	Qty	List Price	NASPO Price	Ext Price
72	HES1536F Fabric Stacker 15H x 36W \$(A) Gr A Fabric	8			



Prepared For: Brenda Kanno
RCUH
2800 Woodlawn Drive Ste 200

Honolulu HI 96822
808-988-8311 808.988.8319



.TP FABRIC: Tempest
.15 COLOR: Frost

Line #	Model # / Description	Qty	List Price	NASPO Price	Ext Price
73	HN899910 Door Handle - Lever w/lock set	3			
	X Color: STANDARD				

Line #	Model # / Description	Qty	List Price	NASPO Price	Ext Price
74	HN899910 Door Handle - Lever w/lock set	1			
	X Color: STANDARD				

Line #	Model # / Description	Qty	List Price	NASPO Price	Ext Price
75	HES1524F Fabric Stacker 15H x 24W	2			
	\$(A) Gr A Fabric				
	.TP FABRIC: Tempest				
	.15 COLOR: Frost				


Line #	Model # / Description	Qty	List Price	NASPO Price	Ext Price
76	HES1560F Fabric Stacker 15H x 60W	5			
	\$(A) Gr A Fabric				
	.TP FABRIC: Tempest				
	.15 COLOR: Frost				

Line #	Model # / Description	Qty	List Price	NASPO Price	Ext Price
77	HETC42 Panel Top Cap 42"W	4			
	\$(CORE) PAINT: Select Core Paint				
	.LOFT PAINT: Loft				

Line #	Model # / Description	Qty	List Price	NASPO Price	Ext Price
78	HETC36 Panel Top Cap 36"W	7			
	\$(CORE) PAINT: Select Core Paint				
	.LOFT PAINT: Loft				

Line #	Model # / Description	Qty	List Price	NASPO Price	Ext Price
79	HETC60 Panel Top Cap 60"W	8			
	\$(CORE) PAINT: Select Core Paint				
	.LOFT PAINT: Loft				


Line #	Model # / Description	Qty	List Price	NASPO Price	Ext Price
80	HETC24 Panel Top Cap 24"W	3			
	\$(CORE) PAINT: Select Core Paint				



Prepared For: Brenda Kanno
RCUH
2800 Woodlawn Drive Ste 200

Honolulu
808-988-8311

HI 96822
808.988.8319



.LOFT PAINT: Loft

Line #	Model # / Description	Qty	List Price	NASPO Price	Ext Price
81	HEC80PT T Connector 80H	4			
	\$(CORE) PAINT: Select Core Paint				
	.LOFT PAINT: Loft				

Line #	Model # / Description	Qty	List Price	NASPO Price	Ext Price
82	HEC80PL L Connector 80H	4			
	\$(CORE) PAINT: Select Core Paint				
	.LOFT PAINT: Loft				

Line #	Model # / Description	Qty	List Price	NASPO Price	Ext Price
83	HECVH15P Variable Height Connector Kit 15H	1			
	\$(CORE) PAINT: Select Core Paint				
	.LOFT PAINT: Loft				


Line #	Model # / Description	Qty	List Price	NASPO Price	Ext Price
84	HEWS80P Wall Starter Kit for Panels 80H	1			
	\$(CORE) PAINT: Select Core Paint				
	.LOFT PAINT: Loft				

Line #	Model # / Description	Qty	List Price	NASPO Price	Ext Price
85	HRVEP2429L Abound 29"H x 24"D Left End Panel	2			
	\$(CORE) PAINT: Select Core Paint				
	.LOFT PAINT: Loft				

Line #	Model # / Description	Qty	List Price	NASPO Price	Ext Price
86	HRVCLG24 Abound 29"H x 24"D Abound Universal Support Leg	6			
	\$(CORE) PAINT: Select Core Paint				
	.LOFT PAINT: Loft				


Line #	Model # / Description	Qty	List Price	NASPO Price	Ext Price
87	HWSB2 Worksurface Bracket Kit	1			
	\$(CORE) PAINT: Select Core Paint				
	.LOFT PAINT: Loft				

Line #	Model # / Description	Qty	List Price	NASPO Price	Ext Price
88	HSDEP2429F 24'D End-Panel Supports: Freestanding	1			
	\$(CORE) PAINT: Select Core Paint				
	.LOFT PAINT: Loft				



Prepared For: Brenda Kanno
 RCUH
 2800 Woodlawn Drive Ste 200

Honolulu HI 96822
 808-988-8311 808.988.8319




Line #	Model # / Description	Qty	List Price	NASPO Price	Ext Price
89	HSDMP604 Half Hgt 14Hx60W Mod Pnl \$(CORE) PAINT: Select Core Paint .LOFT PAINT: Loft	1			
90	HSDCDPA29R 29.5"H Corner w/ Desk Panel Attchmnt Kit for Abode \$(CORE) PAINT: Select Core Paint .LOFT PAINT: Loft	1			
91	HETC20 Panel Top Cap 20"W \$(CORE) PAINT: Select Core Paint .LOFT PAINT: Loft	2			
92	HEFEC50P Panel Finished End Covers 50H \$(CORE) PAINT: Select Core Paint .LOFT PAINT: Loft	3			
93	HCTL242 24D Cantilever One Pair \$(CORE) PAINT: Select Core Paint .LOFT PAINT: Loft	1			
94	HETP6560FP Tackable Panel w/o TC 65H x 60W \$(A) Gr A Fabric .TP FABRIC: Tempest .15 COLOR: Frost \$(CORE) PAINT: Select Core Paint .LOFT PAINT: Loft	6			
95	HETP6536FP Tackable Panel w/o TC 65H x 36W \$(A) Gr A Fabric .TP FABRIC: Tempest .15 COLOR: Frost \$(CORE) PAINT: Select Core Paint .LOFT PAINT: Loft	8			



Prepared For: Brenda Kanno
 RCUH
 2800 Woodlawn Drive Ste 200

Honolulu
 808-988-8311

HI 96822
 808.988.8319



Line #	Model # / Description	Qty	List Price	NASPO Price	Ext Price
95	HEPDMK42P Swinging Pnl Dr 42W x 80H W/O Top Cap	1			
	\$(CORE) PAINT: Select Core Paint				
	.LOFT PAINT: Loft				
	\$(L1STD) Grd L1 Standard Laminates				
	.K1 LAM: Shadow Zephyr				


Line #	Model # / Description	Qty	List Price	NASPO Price	Ext Price
97	HEPDMK42P Swinging Pnl Dr 42W x 80H W/O Top Cap	3			
	\$(CORE) PAINT: Select Core Paint				
	.LOFT PAINT: Loft				
	\$(L1STD) Grd L1 Standard Laminates				
	.K1 LAM: Shadow Zephyr				

Line #	Model # / Description	Qty	List Price	NASPO Price	Ext Price
98	HETP6524FP Tackable Panel w/o TC 65H x 24W	3			
	\$(A) Gr A Fabric				
	.TP FABRIC: Tempest				
	15 COLOR: Frost				
	\$(CORE) PAINT: Select Core Paint				
	.LOFT PAINT: Loft				

Line #	Model # / Description	Qty	List Price	NASPO Price	Ext Price
99	HETP3560FP Tackable Panel w/o TC 35H x 60W	1			
	\$(A) Gr A Fabric				
	.TP FABRIC: Tempest				
	15 COLOR: Frost				
	\$(CORE) PAINT: Select Core Paint				
	.LOFT PAINT: Loft				

Line #	Model # / Description	Qty	List Price	NASPO Price	Ext Price
100	HETP3524FP Tackable Panel w/o TC 35H x 24W	1			
	\$(A) Gr A Fabric				
	.TP FABRIC: Tempest				
	15 COLOR: Frost				
	\$(CORE) PAINT: Select Core Paint				
	.LOFT PAINT: Loft				

Line #	Model # / Description	Qty	List Price	NASPO Price	Ext Price
101	HETP5020DP Tackable Top Tier Glass Panel w/o TC 50H x 20W	2			
	\$(A) Gr A Fabric				



Prepared For: Brenda Kanno
RCUH
2800 Woodlawn Drive Ste 200

Honolulu
808-988-8311

HI 96822
808.988.8319



.TP FABRIC: Tempest
.15 COLOR: Frost
\$(CORE) PAINT: Select Core Paint
.LOFT PAINT: Loft
.Q Glass: Clear


Line #	Model # / Description	Qty	List Price	NASPO Price	Ext Price
102	HWR2424P Systems Rect Worksurface Edgeband 24D X 24W	3			
	\$(L1STD) Grd L1 Standard Laminates				
	.K1 LAM: Shadow Zephyr				
	.LOFT EDGE: Loft				
	.LOFT Grommet: Loft				

Line #	Model # / Description	Qty	List Price	NASPO Price	Ext Price
103	HWV73AALP Systems 60x36x24x24 Lft Corner Cove Worksurface Edgebd	3			
	\$(L1STD) Grd L1 Standard Laminates				
	.K1 LAM: Shadow Zephyr				
	.LOFT EDGE: Loft				
	.LOFT Grommet: Loft				

Line #	Model # / Description	Qty	List Price	NASPO Price	Ext Price
104	HWV73AARP Systems 60x36x24x24Rt Corner Cove Worksurface Edgebnd	3			
	\$(L1STD) Grd L1 Standard Laminates				
	.K1 LAM: Shadow Zephyr				
	.LOFT EDGE: Loft				
	.LOFT Grommet: Loft				


Line #	Model # / Description	Qty	List Price	NASPO Price	Ext Price
105	HCWR2424PT Accelerate Rectangle wksfc TEE span 24"D x 24"W	1			
	\$(L1STD) Grd L1 Standard Laminates				
	.K1 LAM: Shadow Zephyr				
	.LOFT EDGE: Loft				
	.LOFT Grommet: Loft				

Line #	Model # / Description	Qty	List Price	NASPO Price	Ext Price
106	HETP5060DP Tackable Top Tier Glass Panel w/o TC 50H x 60W	1			
	\$(A) Gr A Fabric				
	.TP FABRIC: Tempest				
	.15 COLOR: Frost				
	\$(CORE) PAINT: Select Core Paint				
	.LOFT PAINT: Loft				
	.Q Glass: Clear				



Prepared For: Brenda Kanno
 RCUH
 2800 Woodlawn Drive Ste 200

Honolulu HI 96822
 808-988-8311 808.988.8319



03. Task Chairs (Open Market)

Line #	Model # / Description	Qty	List Price	NASPO Price	Ext Price
107	HIWMM Ignition 2 Task Mid-back, ilira back	6			
	.Y2 <i>Advanced Synchro- Tilt</i>				
	.A <i>Arm: Height and Width Adj. Arm</i>				
	.H <i>Hard Caster</i>				
	.IM <i>Mesh: Black</i>				
	\$(1) <i>Gr 1 UPH</i>				
	.DAPR <i>Dapper</i>				
	Ø8 <i>COLOR: Jewel</i>				
	.AL <i>Adjustable Lumbar</i>				
	.SB <i>Base: Standard Base</i>				
	.T <i>Frame: Black</i>				
Subtotal:					


04. Guest Chairs (Open Market)


Line #	Model # / Description	Qty	List Price	NASPO Price	Ext Price
108	HIGCL Ignition Guest Chair Four Leg Frame Arms	3			
	E <i>Glide: Glide</i>				
	U <i>Back: Upholstered</i>				
	\$(1) <i>Gr 1 UPH</i>				
	.DAPR <i>Dapper</i>				
	Ø8 <i>COLOR: Jewel</i>				
	.T <i>FRAME: Black</i>				
Subtotal:					

05. Keyboard Trays (Open Market)

Line #	Model # / Description	Qty	List Price	NASPO Price	Ext Price
109	AKT70LE Keyboard Tray, Lever Adjust Arm, Standard Platform, 21.75" Track	5			
	~ <i>Black</i>				
Subtotal:					

06. Storage Pedestals

Line #	Model # / Description	Qty	List Price	NASPO Price	Ext Price
110	H33720R Brigade Ped "R" Pull Mobile B/B/F 20"D x 28"H	3			
	.L <i>Lock: Lock</i>				
	\$(CORE) <i>PAINT: Select Core Paint</i>				
	.LOFT <i>PAINT: Loft</i>				
111	 H33820R Brigade Ped "R" Pull Mobile F/F 20"D x 28"H	2			





Prepared For: Brenda Kanno
RCUH
2800 Woodlawn Drive Ste 200

Honolulu
808-988-8311





HI 96822
808.988.8319



.L *Lock: Lock*
\$(CORE) *PAINT: Select Core Paint*
.LOFT *PAINT: Loft*



Prepared For: Charlene Gibo
 Research Corp of UH - FINANCIAL SERVICES DEPT.
 1601 East West Rd, Burns Hall 4020
 Honolulu HI 96848
 (808)956-3208 (808)956-3822

Line #	Model # / Description	Qty	List Price	Your Price	Ext Price
1	AKT70LE Keyboard Tray, Lever Adjust Arm, Standard Platform, 21.75" Track ~ Black	2			
2	CLIQUE.22 22" Clique, 2 modules w 18w PS & Hor cord mgrs., Mountings CMMM Cord Mgr: Horizontal - magnetic CMPC Vertical - Plastic clip ~ ***Click Here After All Cord Selections Below Are Made ***	2			
3	 H18723R Flagship Series Pedestal "R" Pull Mobile B/B/F 23D X Omt Core to Order Key Alike \$(CORE) PAINT: Select Core Paint .LOFT PAINT: Loft	2			
4	 H18823R Flagship Series Pedestal "R" Pull Mobile F/F 23D 2 X Omt Core to Order Key Alike \$(CORE) PAINT: Select Core Paint .LOFT PAINT: Loft	2			
5	 H386015 38000 2 with 30w x 15h flipper doors w/ lock X Omt 2 Cores to Order Key Alike \$(CORE) PAINT: Select Core Paint .LOFT PAINT: Loft	1			
6	 H386560N Stack-on Full Clearance 13 1/2Dx60Wx34 3/4x25H \$(CORE) PAINT: Select Core Paint .LOFT PAINT: Loft	1			


Prepared For: Charlene Gibo
 Research Corp of UH - FINANCIAL SERVICES DEPT.
 1601 East West Rd, Burns Hall 4020
 Honolulu HI 96848
 (808)956-3208 (808)956-3822



Line #	Model # / Description	Qty	List Price	Your Price	Ext Price
7	HEC65PL L Connector 65H \$(CORE) PAINT: Select Core Paint .LOFT PAINT: Loft	3			
8	HEFEC65P Panel Finished End Covers 65H \$(CORE) PAINT: Select Core Paint .LOFT PAINT: Loft	4			
9	HEOHRTA1536FD 15H x 13"D x 36W Flipper Door Overhead \$(CORE) PAINT: Select Core Paint .LOFT PAINT: Loft	1			
10	HEOHRTA1548FD 15H x 13"D x 48W Flipper Door Overhead \$(CORE) PAINT: Select Core Paint .LOFT PAINT: Loft	1			
11	HETC20 Panel Top Cap 20"W \$(CORE) PAINT: Select Core Paint .LOFT PAINT: Loft	1			
12	HETC36 Panel Top Cap 36"W \$(CORE) PAINT: Select Core Paint .LOFT PAINT: Loft	3			
13	HETC48 Panel Top Cap 48"W \$(CORE) PAINT: Select Core Paint .LOFT PAINT: Loft	1			
14	HETC60 Panel Top Cap 60"W \$(CORE) PAINT: Select Core Paint .LOFT PAINT: Loft	1			



Prepared For: Charlene Gibo
 Research Corp of UH - FINANCIAL SERVICES DEPT.
 1601 East West Rd, Burns Hall 4020
 Honolulu HI 96848
 (808)956-3208 (808)956-3822



Line #	Model # / Description	Qty	List Price	Your Price	Ext Price
15	HETP6520FP Tackable Panel w/o TC 65H x 20W	1			
	\$(A) Gr A Fabric				
	.BX FABRIC: Bix				
	06 Fab: Bridge				
	\$(CORE) PAINT: Select Core Paint				
	.LOFT PAINT: Loft				

Line #	Model # / Description	Qty	List Price	Your Price	Ext Price
16	HETP6536FP Tackable Panel w/o TC 65H x 36W	3			
	\$(A) Gr A Fabric				
	.BX FABRIC: Bix				
	06 Fab: Bridge				
	\$(CORE) PAINT: Select Core Paint				
	.LOFT PAINT: Loft				

Line #	Model # / Description	Qty	List Price	Your Price	Ext Price
17	HETP6548FP Tackable Panel w/o TC 65H x 48W	1			
	\$(A) Gr A Fabric				
	.BX FABRIC: Bix				
	06 Fab: Bridge				
	\$(CORE) PAINT: Select Core Paint				
	.LOFT PAINT: Loft				


Line #	Model # / Description	Qty	List Price	Your Price	Ext Price
18	HETP6560FP Tackable Panel w/o TC 65H x 60W	1			
	\$(A) Gr A Fabric				
	.BX FABRIC: Bix				
	06 Fab: Bridge				
	\$(CORE) PAINT: Select Core Paint				
	.LOFT PAINT: Loft				








Line #	Model # / Description	Qty	List Price	Your Price	Ext Price
19	HF23C Lock Core Replacement Kit Brushed Chrome	4			
	.X104E KEY NUMBER: 104E				

Line #	Model # / Description	Qty	List Price	Your Price	Ext Price
20	HF23C Lock Core Replacement Kit Brushed Chrome	4			
	.X140E KEY NUMBER: 140E				




Prepared For: Charlene Gibo
 Research Corp of UH - FINANCIAL SERVICES DEPT.
 1601 East West Rd, Burns Hall 4020
 Honolulu HI 96848
 (808)956-3208 (808)956-3822



Line #	Model # / Description	Qty	List Price	Your Price	Ext Price
21	HH871248A Electrical Power Harness 48W 3-3-2 System	1			
22	 HH871501A Duplex Receptacle Circuit 1 3-3-2 System .LOFT PAINT: Loft	1			
23	 HH871502A Duplex Receptacle Circuit 2 3-3-2 System .LOFT PAINT: Loft	1			
24	 HRVCLG24 About 29"H x 24"D About Universal Support Leg \$(CORE) PAINT: Select Core Paint .LOFT PAINT: Loft	1			
25	 HRVEP2429L About 29"H x 24"D Left End Panel \$(CORE) PAINT: Select Core Paint .LOFT PAINT: Loft	1			
26	 HRVEP2429R About 29"H x 24"D Right End Panel \$(CORE) PAINT: Select Core Paint .LOFT PAINT: Loft	1			
27	HSCKTPS Straight Connector Kit X No Option	1			
28	 HSDDL29 29.5"H Corner Desk Leg \$(CORE) PAINT: Select Core Paint .LOFT PAINT: Loft	1			
29	 HSDEP2429F 24"D End-Panel Supports: Freestanding \$(CORE) PAINT: Select Core Paint .LOFT PAINT: Loft	2			




Prepared For: Charlene Gibo
 Research Corp of UH - FINANCIAL SERVICES DEPT.
 1601 East West Rd, Burns Hall 4020
 Honolulu HI 96848
 (808)956-3208 (808)956-3822





Line #	Model # / Description	Qty	List Price	Your Price	Ext Price
30	HSDMP484 Half Hgt 14Hx48W Mod Pnl \$(CORE) PAINT: Select Core Paint .LOFT PAINT: Loft	1			
31	HSDMP604 Half Hgt 14Hx60W Mod Pnl \$(CORE) PAINT: Select Core Paint .LOFT PAINT: Loft	1			
32	HSDMP664 Half Hgt 14Hx66W Mod Pnl \$(CORE) PAINT: Select Core Paint .LOFT PAINT: Loft	1			
33	HSDSL29 Abode Shared Leg \$(CORE) PAINT: Select Core Paint .LOFT PAINT: Loft	1			
34	HT60ND 60Tack Board for 60W Hutch \$(A) Gr A Fab .BX FABRIC: Bix 05 Fab: Bridge \$(CORE) PAINT: Select Core Paint .LOFT PAINT: Loft	1			
35	HWR2436P Systems Rectangular Worksurface Edgeband 24D x 36W .K1 LAM: Shadow Zephyr .LOFT EDGE: Loft .LOFT Grommet: Loft	1			
36	HWR2466P Systems Rectangular Worksurface Edgeband 24D x 66W .K1 LAM: Shadow Zephyr .LOFT EDGE: Loft .LOFT Grommet: Loft	1			



Prepared For: Charlene Gibo
Research Corp of UH - FINANCIAL SERVICES DEPT.
1601 East West Rd, Burns Hall 4020
Honolulu HI 96848
(808)956-3208 (808)956-3822



<u>Line #</u>	<u>Model # / Description</u>	<u>Qty</u>	<u>List Price</u>	<u>Your Price</u>	<u>Ext Price</u>
37	 HWV75AALP Systems 60x48x24x24 Lft Corner Cove Worksurface Edgebd .K1 LAM: Shadow Zephyr .LOFT EDGE: Loft .LOFT Grommet: Loft	1			

<u>Line #</u>	<u>Model # / Description</u>	<u>Qty</u>	<u>List Price</u>	<u>Your Price</u>	<u>Ext Price</u>
38	 HWV75AARP Systems 60x48x24x24 Rt Corner Cove Worksurface Edgebd .K1 LAM: Shadow Zephyr .LOFT EDGE: Loft .LOFT Grommet: Loft	1			

